



Tiger DG710 T3 SURFACE DRILLS

TECHNICAL SPECIFICATION

Tiger DG710 is a hydraulic, self-propelled, self-contained, crawler based surface drilling rig equipped with a cabin (F.O.P.S. and R.O.P.S.) and rod handling system.

Typical applications for DG710 are road cutting, pipe-line drilling and foundation drilling, as well as production drilling in medium size quarries. Therefore DG710 is most often used by construction contractors, mines and quarries, and also included in the equipment fleet of rental houses as well.

KEY FEATURES

Hole diameter:	76 - 115 mm (3" – 4½")
Rock tools:	38, 45 or 51 mm (1½", 1¾" and 2") rods
Rock Drill	19,5kW
Engine output:	168 kW
Flushing air:	8,1 m3/min, up to 10 bar
Production capacity:	1,0 Mt/year
Total weight :	15 700 kg



HYDRAULIC ROCK DRILL	
Rock drill	HL 710
Rock tools	38,45,51 mm
Operating pressure	100-190 bar
Percussion rate	48 Hz
Percussion output power	19.5 kW
Maximum rotation torque	1 355
Shank lubrication	Air / oil mist
Flushing	Air
Weight	245 kg

FEED	
Feed type	CF 145H
Total length	7 700 mm
Rock drill travel	5 020 mm*
Max. length of starter rod	5 485 mm (18')*
Hose reel	Optional
Feed extension travel	1350 mm
Feed/pull out force	20 kN
Feed swing	-56°/+52° (-20°/+94°)
Feed tilt	125°

ROD CHANGER	
Rod changer type	RH 714
Storage capacity	6+1 rods
Rod length	3050, 3660, 4265 mm (10', 12', 14')
Max. hole depth	29 m (7x14')*

BOOM	
Boom type	Fixed/Zoom (optional)
Boom extension	800 mm
Boom reach	3 040 mm
Drilling coverage	2.5 m²
Boom swing	-8.5/+45.5° (-8.5/+30°)
Collaring height	+1.1 m/-2.5 m
Horizontal holes	To the right

CABIN	
Cabin type	Ergo
Certificates	F.O.P.S. and R.O.P.S.
Noise level in the cabin	below 84 dB(A)
Air conditioning	Standard*
Pressurization	Standard
Seat	Multiposition
Vibration dampening	Standard
Windows	Safety laminated, tinted, with wipers
Power take-off	12 VDC

* Air condition system contains fluorinated greenhouse gases HFC-134a

POWERPACK	
Engine type	Caterpillar C 7.1 (TIER 3)
Max. tilt angles	+/- 45°
Number of cylinders	6
Engine output	168 kW / 2200 rpm
Transmission type	Gear box
Screw compressor type	Enduro 25
Air filters	2 pcs., with ejector and safety element
Fuel tank	425 l

HYDRAULIC SYSTEM	
Number of gear pumps	2 pcs. for dust collector and cooling
Number of piston pumps	2 pcs. for drilling, tramming, boom and rodhandling
Filtration rate	10 micron abs.
Cooling capacity	up to +50°C ambient
Hydraulic oil tank	300 l
Shank lubrication device	SLU 14-1

CONTROL SYSTEM	
Control system type	Hydraulic pilot control and relay logic
Tramming/boom/ drilling control	Pilot/direct/ pilot controlled
User interface	Proportional hydraulic joysticks and pressure gauges
Drilling control system type	Rock Pilot+
Antijamming system	For rotation standard and flushing optional
Collaring control	Stepless
Voltage	24 VDC

DUST COLLECTOR	
Dust collector type	DC 800H
Capacity/vacuum	23 m³/min at 1 000 mm vacuum H2O
Filter elements/material	13 pcs/fiber
Total filter surface	10.4 m²
Primary cyclone	Standard
Movable suction head	Standard

CARRIER	
Track type	FL 6
Grouser plate width	310 mm
Ground contact length	2 590 mm
Ground pressure	0.80 kg/cm²
Ground clearance	380 mm
Oscillation angles	+/- 9°
Tramming force	94 Kn
Max. tramming speed	3.3 km/h

STANDARD COMPONENTS

1 pc	Rock drill HL 710, hydraulic
1 pc	Chain feed CF 145H with movable drill steel support
1 pc	Rod handler RH 714 incl. 1 set of jaws
1 pc	Fixed boom
1 pc	Carrier track mounted
1 pc	Power pack diesel driven, hydraulic pumps and on-board compressor with twin pressure control
1 pc	Control system Rock Pilot+
1 pc	Operator's cabin F.O.P.S. and R.O.P.S. with AC
1 pc	Dust collection system DC 810 H, hydraulic, Primary separator
8 pcs	Working lights
1 pc	Gauge set for accumulator pressure checking
1 pc	Back-up alarm
1 Set	Manuals, paper copy
1 Set	Manuals, CD rom
	safety devices without safety cage

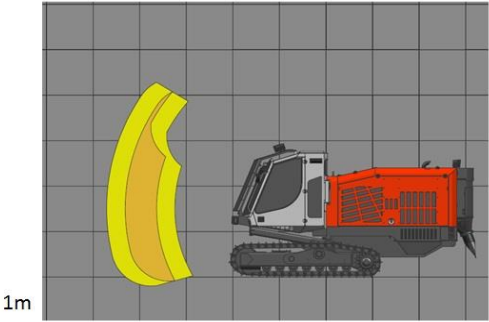
THE JAWS FOR DRILL STEELS

DRILL STEEL TYPE	DRILL STEEL DIAMETER	RECOMMENDED HOLE DIAMETER
Extension rods	38 mm 1 ½"	64 - 70 mm 2 ½" - 2 ¾"
MF-rods	38 mm 1 ½"	64 - 70 mm 2 ½" - 2 ¾"
Extension rods	45 mm 1 ¾"	76 - 89 mm 3" - 3 ½"
MF-rods	45 mm 1 ¾"	76 - 89 mm 3" - 3 ½"
Extension rods	51 mm 2"	89 - 115 mm 3 ½" - 4 ½"
MF-rods	51 mm 2"	89 - 115 mm 3 ½" - 4 ½"

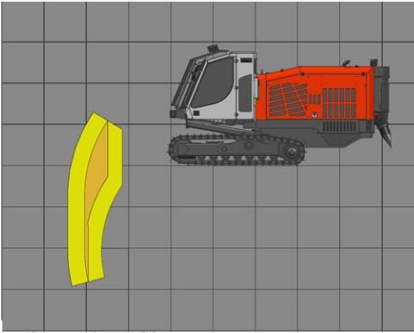
SELECTION OF OPTIONS

Alternative seat ISRI 6000
Radio with CD-MP3 player
Reversing camera
Spirit level angle indicator
TIM 5200 for vertical holes
TIM 5300 for vertical holes and depth measuring
TIM 6300 for inclined holes and depth measuring
Horizontal drilling kit
Hose reel (not with 14' rods)
Kit for alternative steels, each
Thread greasing
Telescopic boom
Guides for grousers, long
Hydraulic rear ground support
Three bar grouser plates
Towing hook
Fuel powered heater for engine and cabin
Fuel powered heater for engine, cabin and water tank
Dustmizer (engine heater option needed below freezing point)
Flushing control automatics
Shut down of suction for water holes
Water injection system
First service kit for DG710
Special tools for HL 710, HL650, field kit
Special tools for HL 710, HL650, complete
My Sandvik and SanRemo

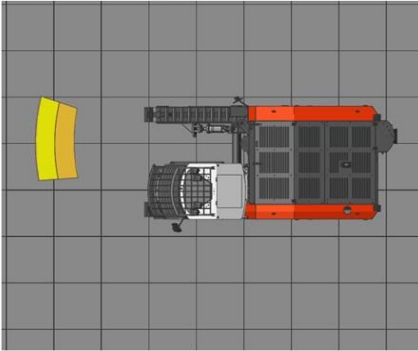
COVERAGE AREA AND DIMENSIONS



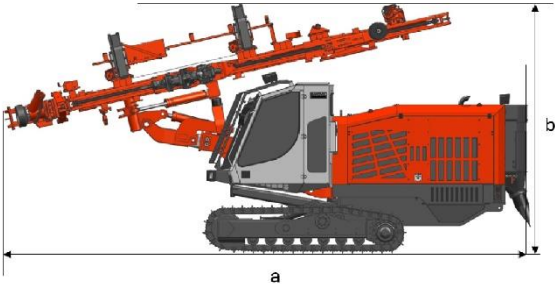
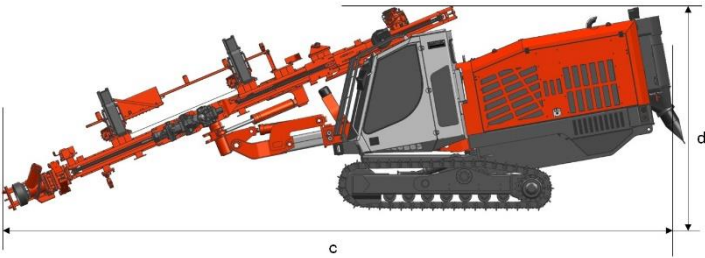
Horizontal drilling sideways



Vertical drilling



Drilling coverage



DIMENSIONS	
Weight	15 700 kg
Width	2.45 m
Height	b 4,0 m / d 3,1 m
Total length	a 8.50 m / c 10,2 m

Sandvik Mining and Rock Solutions reserves the right to make changes to the information on this data sheet without prior notification to users. Please contact a Sandvik representative for clarification on specifications and options.

ROCKTECHNOLOGY.SANDVIK